



# Fab-Lok® Bolt & Sleeve Fasteners

Maintain panel integrity in high-stress and high-vibration environments



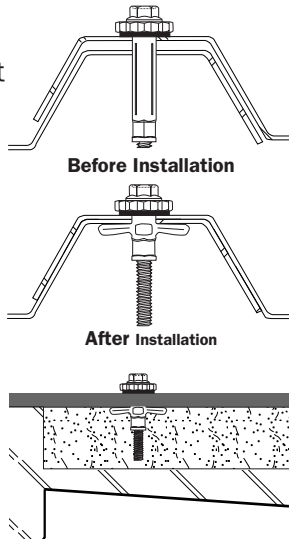
Vibration, either from inside or outside a building, can make ordinary fasteners loosen and back out. Fab-Lok fasteners combine a slotted aluminum sleeve, EPDM washer and threaded fastener to provide high resistance to vibration loosening. Excellent for use with insulated panels.



## Typical Applications:

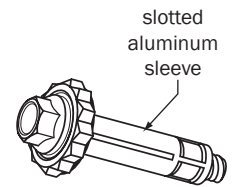
- Metal panels to steel structurals on buildings where heavy internal movement occurs from operating machinery or excessive external movement occurs from high winds, jet engines, etc.
- Metal panels to steel structurals on buildings subjected to high levels of expansion/contraction
- Repairing separated metal panels
- Blind-hole applications (e.g. attaching insulated panels)

NOTE: Product not intended for structurally-loaded joints

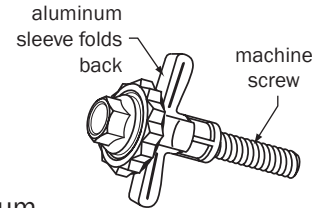


## Features

- Hex washer head machine screw assembled to a slotted aluminum sleeve and EPDM sealing washer
- Low carbon steel or 300 series stainless steel screws
- Hex head
- Material:
  - Screw: Low carbon steel or 300 series stainless steel
  - Sleeve: aluminum
- Finish: Zinc plating
- Can be installed with standard drive tools or DeWalt drive tool equipped with Fab-Lok holding sleeve (EZJ900)



Before Installation



After Installation

## Benefits

- After tightening, clamping tines remain in place even if screw is removed
- Greater joint integrity
- Increased construction efficiency

## Selection Guide

Catalog No.	Description	Penetrating Length	Grip Range
<b>Carbon Steel</b>			
EZJ100	FAS-10-4	1.373"	.062" - .250"
EZJ120	FAS-10-8	1.612"	.250" - .500"
EZJ140	FAS-10-12	1.807"	.500" - .750"
<b>H3 (300 Series) Stainless Steel</b>			
EZJ210	FAC-10-4	1.373"	.062" - .250"
EZJ230	FAC-10-8	1.612"	.250" - .500"
EZJ250	FAC-10-12	1.807"	.500" - .750"
<b>Fab-Lok Drive Tools*</b>			
EZJ900	Holding Sleeve with Socket		

\*Fab-Lok fastener is inserted into a 5/16" hole (hole size is not critical), then installed with a power driver equipped with a Fab-Lok holding sleeve, a socket designed to fit DeWalt® tools DW969K-2, DW968K-2, DW267, DW268 and DW269.

## Performance Data

### Pull-Out (lbs)

#### Single Sheet

Material Thickness	Pull-Out	Failure mode
26 ga.	612	Sheet Split
24 ga.	833	Sheet Split
20 ga.	858	Sheet Split
18 ga.	1050	Sheet Split
16 ga.	1293	Sheet Split
14 ga.	1400	Broken Fastener

#### Double Steel Sheet

Material Thickness	Pull-Out	Failure Mode
26 ga.	1160	Sheet Split
20 ga.	1345	Broken Fastener

#### Double Aluminum Sheet

Material Thickness	Pull-Out	Failure Mode
0.032"	915	Sheet Split

### Ultimate Shear (lbs)

Screw Material	
Carbon	Stainless
2400	1885



## Elco Construction Products

1304 Kerr Drive • Decorah, IA 52101

Phone: 800-435-7213 (USA & Canada)

Fax: 563-387-3540

www.elcoconstruction.com